

Model: FD-33S-304

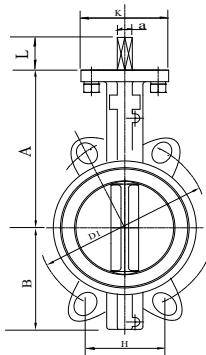
UNIVERSAL FLANGE

Features:

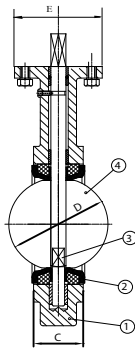
- Small size and light in weight in weight. Easy installation and maintenance. It can be mounted wherever needed.
- Simple and compact construction, quick 90 degree on-Off operation.
- Minimized operation torque, energy saving.
- Flow curve tending to straight line. Excellent regulation performance
- long service life Standing the test of tens of thousands opening/closing operations
- Bubbles-tight sealing with no leakage the pressure test
- Wide selection of materials, applicable for various medium.



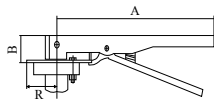
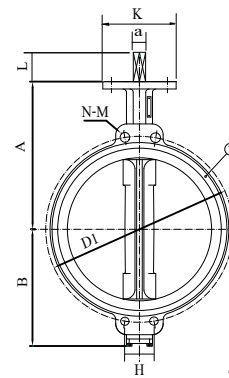
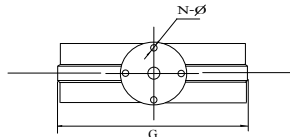
Model	Opening Type	Body	Disc	Stem	"O" Ring	Seat	Working Temperature	Max. Working Pressure	Suitable mediums
FD-33S	Handle	CF8	CF8M	SS416	NBR	PTFE	-23 ~ +130°C	16 bar	Chemical, Acid, Alkaline



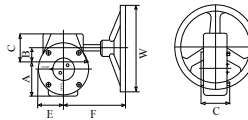
2"-24"



28"-40"



Size	A	B	R	Weight (kg)
2"-3"	254	24	48	0.5
4"	260	26	52	0.7
5"-6"	302	26	52	0.9
8"	361	30	75	1.5



Model	Size	A	B	C	E	F	G	W	Weight (kg)
033G1	2"-3"	52	45	74	52	153	75	150	5.2
033G2	4"	52	45	74	52	153	75	150	5.2
033G3	5"-6"	52	45	74	52	153	75	150	5.2
033G4/G5	8"-10"	75	63	101	75	250	86	300	13
033G6/G7	12"-14"	81	80	118	81	227	83	300	15

Dimensions

Unit : mm

DN	Inch	A	B	C	D	L	H	D1	N - Ø	K	E	N - Ø	a	G	Weight (kg)
50	2"	161	80	42	53	32	85	120	-	77	57	4-6.7	12.6	118	2.5
65	2 1/2"	175	89	45	65	32	96	136	-	77	57	4-6.7	12.6	137	3.2
80	3"	181	95	45	79	32	61	160	-	77	57	4-6.7	12.6	143	3.6
100	4"	200	114	52	104	32	71	185	-	92	70	4-10.3	15.77	156	4.9
125	5"	213	127	54	124	32	82	215	-	92	70	4-10.3	18.92	190	7.0
150	6"	226	139	56	156	32	91	238	-	92	70	4-10.3	18.92	212	7.8
200	8"	260	175	61	202	45	113	295	-	115	89	4-14.3	22.10	268	13.2
250	10"	292	203	66	250	45	92	357	-	115	89	4-14.3	28.45	325	19.2
300	12"	337	242	77	301	45	105	407	-	140	108	4-14.3	31.60	403	32.5
350	14"	368	267	77	333	45	91	467	-	140	108	4-14.3	31.60	436	41.3
400	16"	400	309	87	390	72	102	525	-	197	159	4-20.6	33.15	488	61
450	18"	422	328	106	441	72	92	585	-	197	159	4-20.6	38	539	79
500	20"	480	361	132	492	82	101	650	-	197	159	4-20.6	41.15	593	128
600	24"	562	459	152	593	82	120	770	-	276	216	4-22.2	50.65	816	188
700	28"	624	520	163	695	82	110	840	4-M33	300	254	8-18	63.35	895	284
800	32"	672	591	188	795	82	124	950	-	300	254	8-18	55	1015	368
900	36"	720	656	203	865	118	118	1050	4-M30	300	254	8-18	75	1115	713
1000	40"	800	721	216	965	142	130	1160	4-M33	300	254	8-18	85	1230	864